



UNIVERSITY of CAMBRIDGE

ESOL Examinations

English for Speakers of Other Languages

**University of Cambridge** ESOL Examinations

# Teaching Knowledge Test

*Content and  
Language  
Integrated  
Learning*

***Glossary***

# TKT: Content and Language Integrated Learning

## Glossary of terms and concepts used in TKT: CLIL

The glossary is organised alphabetically. It begins with a definition of CLIL and some terms associated with CLIL. It continues with terms and concepts presented in Parts 1 and 2 of the TKT: CLIL syllabus.

### Terms associated with CLIL

#### **CLIL:** Content and Language Integrated Learning

'CLIL is an approach in which a foreign language is used as a tool in the learning of a non-language subject in which both language and the subject have a joint role.' (Marsh in Coyle, 2006).

#### **CLIL contexts:**

**Monolingual:** Students in home country learning a subject through CLIL. Some students may be non-native speakers. (e.g. Slovenia)

**Bilingual:** students learn 50 % or more curricular subjects in a second or foreign language (The Netherlands).

**Multilingual:** students learn curriculum subjects in three or more languages (Basque Country, Cataluña).

**Plurilingual:** students learn several languages, one or more of which may be through CLIL. (Australia).

**CLIL exposure:** the percentage of CLIL teaching in a curriculum

Low = 5-15%

Medium = 15-50%

High = 50%+

### Comparison of foreign language teaching and CLIL

Table 1: Primary foreign language teaching and subject teaching in FL compared

Key Features	Foreign language teaching		Subject teaching in FL (CLIL)
	Conventional FL teaching	Content-based language teaching	
Priority in planning	Language	Language	Subject
Taught by:	Language or class teacher	Language or class teacher	Class teacher
Assessed as:	Language	Language	Subject
Viewed as:	Language teaching	Language teaching	Subject teaching
Materials	Language	Language/subject	Subject
Syllabus	Language syllabus: general purposes	Language syllabus: CALP	Content syllabus and CALP
Methodology	FLT methodology	Language-supportive teaching	Language-supportive subject-teaching desirable

From: Clegg, J (2003) *Teaching subjects through a foreign language in the primary school*. BC Germany

**additional language:** used to refer to any language other than the first or home language or mother tongue.

**bilingual:** (in CLIL contexts) learners studying several curricular subjects in a non-native language. These learners are sometimes referred to as classroom bilinguals.

**CBI:** Content based instruction (US) Non-native speakers, often from minority language groups, learning a non-native language to enable them to integrate into mainstream classes.

**EAL:** English as an Additional Language (UK and British schools overseas) Learning and supporting learning of the English curriculum for learners whose first or home language is not English.

**home language:** (Main) language used in the home. Sometimes referred to as 'primary' or first language.

**ILTP:** (Intercultural Language Teaching and Learning in Practice) Intercultural Language Teaching and Learning in Practice. Students learning languages and about the culture of three or more societies. (Australia)

**immersion:** programmes where most or all of subject content is taught through a second language (originating and often associated with Canada)

Common to all models of immersion are key factors: intensity, time and exposure. immersion programmes are described as early (pre-school or start of education at 5- 6), delayed (8- 14 years old) or late (14+ and adults) Johnstone, R.M. (2008)

**LAC:** Language Across the Curriculum. In the UK this refers to the use of language in the L1 medium curriculum. Elsewhere it refers to subject teaching in a target language. (e.g. US, Jamaica)

**language demands:** the language abilities which a learner needs in order to be able to use a language for learning in a given subject, during a subject lesson or using a given subject textbook. Lessons, subjects, textbooks, information technology therefore make language demands on learners. Teachers need knowledge of the language demands in order to support the learning of subject concepts.

**language demands analysis:** the analysis which a subject (or language) teacher makes of the language demands which a subject lesson or textbook etc will make on a class. It is part of lesson planning in CLIL. On the basis of this analysis, a teacher can decide where in a given lesson a learner will need language support.

**language needs:** the language needs which specific learners in any group have with respect to a given subject, lesson, textbook or website. A subject lesson therefore makes language demands on a whole class; whereas individuals in the class have individual language needs with respect to those demands.

**language showers:** regular, short, continuous exposure to CLIL delivered in the target language for 15 or 30 minutes several times a week. They are often associated with Primary schools and are usually taught in one subject area.

**learners:** CLIL covers primary, secondary and tertiary contexts. Learners, rather than students or pupils, describes this age range.

**medium of instruction:** language used as medium for school learning.

**partial immersion:** usually 50-60% of curriculum subjects taught in target language (regions of Spain, Egypt)

**target language:** the CLIL language.

## Part 1 and Part 2 of TKT: CLIL Module.

**accommodation:** (assessment) adapting tasks, materials, timing or test procedure so that learners can understand what they have to do and can demonstrate what they know.

**activating prior / previous knowledge:** encouraging learners to produce language or ideas about what they already know about a subject before it is taught.

(e.g. *Tell me six words connected with 'electricity'. Think of three sources of electricity.*)

**analysis:** examining something in detail so that it can be understood.

**animation:** making many images so that they appear to move on a screen e.g. *computer animation*.

**anticipated problems:** problems which teachers think learners could face during a lesson. These could be problems with understanding content, language or new concepts

**approach:** the different theories about learning and how languages are learned e.g. *the communicative approach*.

**assessment criteria:** assessment criteria are the statements written in order to judge how well a learner has achieved the learning outcomes. For example,

- learning outcome: to describe the life-cycle of a butterfly.
- criteria: the number of stages in the life cycle the learner correctly describes and how well the learner links them.

**BICS:** Basic Interpersonal Communicative Skills. Those skills needed for everyday conversational talk. In Cummins' research with immigrant pupils in Canada, most students were found to achieve BICS after two or three years of education. Tasks associated with BICS are usually less demanding. Cognitive processes linked to BICS include: identify specific information, name, match and sort objects into sets.

**blogging:** writing ideas and thoughts on the internet for others to read.

**bold font:** a dark style of letters which can be selected on the computer toolbar.

**bullet points:** small black dots which show separate words or parts of text. They can be written or found on the toolbar of a computer.

**CALP:** Cognitive Academic Language Proficiency: the language development for studying curricular subjects. Cummins and other researchers have noted that it takes learners at least five years to attain a level of English suitable for academic school study. The time depends on the learning context as well as the level of previous education and prior learning learners bring with them to CLIL.

Language taught and produced is cognitively demanding and often impersonal e.g. listening to lectures on abstract topics, writing essays. Cognitive processes linked to CALP include: identify criteria, justify opinions, form hypotheses and interpret evidence. In short, CALP refers to the language of academic learning.

**'Can do' statements:** statements used to describe the assessment criteria for both summative and formative assessment especially in European CLIL contexts. (e.g. can organise factual information / can describe a graph).

**Carroll diagram:** see visual organisers.

**category:** a group of similar objects, people, places etc.

**cause and effect:** the reason something happens and the result of it.

**chronological:** when events are related in order of when they happened.

**chunk:** (in language) a group of words which are used together in different ways e.g. drag and drop (phrase), fair test (collocation), as a result (connective).

**classify:** to put things into particular groups according to the features that they have (e.g. birds, fish and insects). Associated verbs: classify; categorise; decide which group; put into

**cloze:** text or parts of texts with some words deleted at regular intervals. For example, *every fifth, seventh word*.

**code switching:** using first language and the target language together while communicating.

**cognition/ cognitive skills:** thinking skills. In addition to thinking skills such as remembering, identifying and defining, examples of those needed for academic study are: reasoning, creative thinking and evaluating. One of the leading researchers in bilingual education, Jim Cummins, states learners in CLIL need to achieve **CALP**.

The list of thinking skills in the English National Curriculum is similar to many such lists: information-processing, reasoning, enquiry, creative thinking and evaluation.

**Information-processing skills:** enable learners to –

Find and collect relevant information

Organise information

Sort / classify / sequence information

Compare / contrast information

Identify and analyse relationships

Represent or communicate information

**Reasoning skills:** enable learners to –

Give reasons for opinions / actions

Infer from observations, facts, experience

Make conclusions

Argue or explain a point of view

Make informed judgments / decisions from evidence

Use precise language to explain what they think

Explain cause and effect

**Enquiry skills:** enable learners to –

Ask relevant questions

Define problems

Plan what to do and how to research

Predict outcomes

Anticipate consequences

Test conclusions

Improve ideas

**Creative thinking skills:** enable learners to –

Generate ideas

Develop ideas

Imagine or hypothesise

Apply imagination

Looking for innovative solutions

Think of alternative outcomes

**Evaluation skills:** enable learners to –

Judge the value of what they hear, say, read, write and do

Develop evaluation criteria for judging the value of their own and others' work or ideas

Apply evaluation criteria

Have confidence in their judgments

Make recommendations

adapted from: <http://www.standards.dfes.gov.uk/thinkingskills/glossary/?view=get&index>  
[http://www.nc.uk.net/nc\\_resources/html/ks1and2](http://www.nc.uk.net/nc_resources/html/ks1and2)

**collaborate:** to work together in class in order to plan, create, discuss and evaluate.

**collate:** to arrange information you have collected in a particular order. Often used when ordering data on a computer spreadsheet.

**combine:** to put things together e.g. combine these words to make a sentence.

**communication:** Learners are encouraged to produce subject language orally as well as in writing and to participate in meaningful interaction. Peer feedback is valued. One of the main CLIL aims is to increase student talking time (STT) and reduce teacher talking time (TTT).

**compare and contrast:** to look for similarities and differences. Associated verbs: compare; contrast; distinguish; differentiate.

**competences:** the knowledge, skills and attitudes for learning across the curriculum.

Competences include communicative, linguistic, artistic, digital, mathematical and social.

**completion activities:** finishing words, sentences, diagrams, tables etc by adding missing information.

**compose:** to create something such as a piece of music, art or writing.

**concept map:** another term used to describe a visual organiser.

**content:** Curricular subjects apart from languages can be taught through the target language. These include: Art, Citizenship, Classics, Design Technology, Economics, Environmental Studies, Geography, History, Information Computer Technology (ICT), Literacy, Maths, Music, Physical Education (PE) Philosophy, Politics, Religious Education (RE) Science, Social Science.

**content-compatible language:** the less formal, more everyday language learners need for studying curricular subjects e.g. ICT: move, copy, change. Learners may already know this language from English classes.

**content-obligatory language:** the vocabulary, grammatical structures and functions learners need to study specific curricular subjects e.g. ICT: rows, columns and cells, passive forms, explaining how to use a database.

**contextualise:** 1.(language) to show the meanings of words used in particular sentences e.g. *It's a light material, not heavy. It's a light wind, not a strong one. It's a light article, not a serious one.*

2. (learning) to relate new curriculum content and materials to the experience and environment of learners. For example, *learners studying natural resources can study those in their immediate surroundings.*

**co-operate:** to work together doing a task.

**creative thinking:** thinking skills such as those used for imagination, to solve problems and to think of new ideas. Associated verbs: imagine; build; change; compose; design; invent; make up; plan; produce; suppose.

**critical thinking:** thinking skills used for determining the accuracy, or authenticity of something and the ability to look for reasons and alternatives.

**culture:** in CLIL **also citizenship and community**. Learners in CLIL are encouraged to think of themselves as part of a larger group in society and to respect how others live and learn. Responsibility to self, others and the environment is developed.

**curriculum:** the subjects which make up an educational programme. They are taught differently in different contexts and in different cultures.

**cycle:** see visual organisers.

**data handling:** using and interpreting information, often on a computer.

**differentiation:** support for learners who are either less able or for those who are more able. Those who are less able often require modified input, such as simplified texts or additional visual support. They may also need modified output, such as answering fewer questions. More able learners are encouraged, for example, to check work, support peers and do extension activities.

**display questions:** questions teachers ask learners to find out what they have learned or what they already know. Teachers already know the answers to these questions. Examples are: *What are they used for? Why do we use them?*

**dividing:** separating into smaller groups.

**dual language texts:** texts written in both the target language and the first language. The two texts usually appear below one another or on opposite pages of a book.

**enable:** to help a learner to be able to do something.

**enquiry approach:** an approach designed to develop learning through systematic gathering of observation and investigation. It involves learners in problem-based or task-based learning.

**enquiry skills:** thinking skills such as those used for asking questions about problems and for planning what and how to do research (the 'what and how' questions).

**estimate:** to guess the amount of something e.g. the size of an angle, the temperature of a liquid.

**evaluating skills:** thinking skills used for commenting on and assessing the value of a piece of work or an idea according to a set of criteria (e.g. *'Is this clearly communicated?', 'How useful is this?' 'What could be changed or adapted?'*) Associated verbs: assess; give opinion; judge; rate; prove.

**evidence:** information provided to show something is true e.g. *The scientific evidence shows there has been an increase in global temperatures. The historical evidence shows there was a market here five hundred years ago.*

**expand:** to add more to an answer or to a response especially if the answer is very short and without an expected explanation or justification.

**exploratory talk:** when learners respond critically but constructively to each other's ideas. They have to give reasons and alternatives and try to agree together. This helps learners' thinking skills.

**factor:** something which has an effect on a situation e.g. Many factors influence good health.

**fair test:** a fair test is when only one condition is changed at a time and all other conditions are kept the same. For example, if testing the best conditions for growing a plant, three seeds can be tested by giving them 1. the same amount of water 2. the same soil 3. the same length of time to grow but 4. a different place to grow: one in full light; one in shadow; one in a dark cupboard. Learners can then see that light affects growth.

**feature identification:** identifying parts of a sentence or text e.g. underlining opposites.

**findings:** the results of an investigation.

**flow chart/diagram:** see visual organisers.

**frames:** (speaking and writing) forms of support for writing and speaking at word, sentence and text levels or all three. They are types of scaffolding which help learners to start, connect and develop ideas found in curriculum subjects. For example:

**Describing a process from a visual**

The diagram shows....

First of all, .....

Then....

Next....

After that...

Finally,....

**freeze frames:** a series of mimes to represent stages in a story or in a process.

**functional language:** language used to express the purpose of the communication such as: ability; certainty; deduction; obligation; permission; preference; possibility; probability; prohibition; speculation.

**genres:** text types which learners meet in the school curriculum and which have specific purposes, structures and language features. Every genre has a number of characteristics which make it different from other genres. Types of genre include: discussion; explanation; instruction; proposal; letter; narrative; persuasion; recount (to retell events, usually in chronological order, e.g. autobiography, setting up an experiment); report; review.

**genre-based teaching:** a process approach to reading and writing which helps learners develop an awareness of how vocabulary and grammatical forms are used in different text types. Learners are helped to identify the kinds of texts they need to read and write. There are several stages in the genre process: a lead-in to activate prior knowledge; using examples of the text type so learners see the overall structure; joint construction when teachers and learners cooperate to write a text similar to the one in the example then independent writing. Finally, learners look at further examples of the genre.

**glossary:** a list of words with their meanings. In CLIL, a glossary is either in the target language with target language meanings or in the target language with L1 meanings.

**graphic organisers:** see visual organisers.

**hard CLIL:** a type of partial immersion when almost half the curriculum or more is taught in a non-native language.

**high and medium frequency words:** the most often used vocabulary in general English and also used in curriculum subjects.

**higher order thinking skills (HOTS):** skills such as analysis and evaluation. They are often used in the classroom to develop reasoning skills, encourage enquiry and discussion and to develop creative thinking. For example, *How can we change the design of the building to make it more fuel efficient?* They involve open-ended talk. See **LOTS**.

**hot seat:** a communicative role-play activity. Learners sit on a chair in the centre of the class, adopt a role e.g. a famous artist and respond to questions asked by the class.

**hypothesise:** to suggest an explanation for something unknown. For example, *What would you do if you were leader of your country?*

**ICT / IT: (Information, (Communication) Technology)** the use of computers to enable learners to improve information-processing skills, to explore ideas, to solve problems, to access and surf the internet, to develop collaborative learning with students who are in other places, to participate in video conferencing. The subject is referred to as ICT, the skills used are IT skills and the lab is known as the IT lab.

**identification keys:** ways of identifying objects, people, places etc.

- **binary keys:** they involve a progression of questions which have only two possible answers e.g. *Does it have three equal sides?* (yes / no)
- **lateral keys:** they are used for comparing features of different items of a group. The set of characteristics of the group are usually presented in a table. e.g. *It has feathers, a beak, legs and wings.* (a bird)

**information processing:** thinking skills such as identifying and organising information (the 'what, when, where, which, who and how many?' questions)

**information transfer:** moving information from one source to another e.g. reading an explanation then completing a diagram with key words from the explanation.

**interactive whiteboard (IWB):** a special surface where a computer screen is displayed using a projector. You can use it by touching it or by using an interactive pen which acts like a mouse.

**investigate:** to find out.

**justify:** to give a reason for something.

**key:** see visual organisers.

**L1:** first or home language.

**L1 transfer:** when words, phrases and forms from the first language are produced in the CLIL target language.

**L1 use:** In some CLIL contexts, L1 is used by learners or teachers to overcome short-term problems in teaching and learning. Use of L1 helps learners focus on similarities and differences between the target language and mother tongue. L1 is often used by learners during 'off task' work. Examples include expressing problems, worries, resolving conflict. Learners might use L1 at the start of lessons when teachers activate prior knowledge. Teachers then translate responses. Occasionally, L1 is used to explain a concept when learners find it difficult to understand in the target language. L1 can also be used in group work and pair work when learners need in-depth discussion of a concept and do not have the L2 skills to do this.

**language-led CLIL:** (soft CLIL) when topics from the curriculum are presented in language course books or when teachers do cross-curricular work during a language course.

**language support:** forms of support given in order to help learners meet the language demands of the lesson. Language support is a type of scaffolding, e.g. providing learners with writing frames so they can complete a paragraph or text.

**learners:** CLIL covers primary, secondary and tertiary contexts so, learners, rather than students or pupils, best describes this age range.

**learning outcomes:** what most learners will be able to know and understand, to do and be aware of by the end of a lesson, a unit or course. Sometimes referred to as **learning objectives**.

**learning skills:** these skills can be artistic, cultural, linguistic, mathematical, scientific, social, interpersonal and intrapersonal. They involve knowing about different ways to learn and knowing how to develop learner autonomy. They can be applied across the curriculum.

**learning strategy:** the way a learner chooses to learn new subject content. For example, memorising or drawing images are common vocabulary learning strategies.

**loop or domino game:** a matching game using words and pictures or words and definitions. It can be used as a listening and speaking activity or as a reading and writing one. It is a way to revisit subject vocabulary and concepts.

**lower-order thinking skills (LOTS):** skills such as remembering information and defining objects. They are often used in the classroom to check understanding and to review learning. They usually involve closed answers. See **HOTS**

**make associations:** to make links between objects, people, places, dates e.g. wood, cotton wool and stone and are all natural materials.



**management questions:** questions which are used to control and organise the class. They have a similar function to commands. Examples include, 'Could you stop talking please?' 'Can you work in pairs now?'

**metacognition:** thinking about our own thinking or about how we think.

**method:** the different ways of teaching a subject.

**mind map:** see visual organisers

**modify:** to change or adapt something to make it easier or more challenging. For example:

- **modifications to tests:** changing some vocabulary, adapting language, adding visual support.
- **modifications to the test procedures:** giving extra assessment time, explaining instructions in L1, reading rubrics aloud in target language.

**module:** a part of a school or college course.

**multi-media:** technology such as digital cameras, CD-ROMs, data-projectors and interactive whiteboards (IWBs).

**narrative:** a story or description of events.

**needs analysis:** a type of assessment often done at the start of a course which relates to what learners want to learn. It could be in the form of an interview or a questionnaire.

**non-chronological:** texts written without reference to a time order.

**non-linguistic subject (NLS):** a subject from the curriculum which is not a foreign language.

**oracy:** competence in listening and speaking skills.

**output:** production of subject content through spoken, written, practical or creative work.

**partial immersion:** when almost half the curriculum is taught in a non-native language (e.g. regions of Spain, Gaelic in Scotland) See **hard CLIL**.

**performance assessment:** observation of classroom performance to assess how well learners express themselves during specific tasks and then checking performance against criteria. Teachers can evaluate if learners achieved the purpose of the task.

**pie chart:** see visual organisers.

**plenary:** Part of a lesson when teachers discuss ideas with the whole class. A plenary is often held at the end of a lesson when teachers assess learning against the learning outcomes by providing opportunities to review what has been learnt.

**podcast:** to record and provide audio and visual materials for access via the internet.

**portfolio assessment:** a type of formative assessment. It consists of a collection of learners' work done over a year or a course which shows evidence of their subject knowledge, their skills and cognitive development.

**present solutions:** give answers to a problem.

**process (n):** a series of steps or changes e.g. in nature (life process); in industry (manufacturing process) or economics (product process).

**processing information:** taking in new knowledge (the input) so that learners can make sense of it and then do something with it (the output).

**proposal:** a text which presents recommendations for future discussion.

**pyramid discussion:** a negotiating task which involves individuals, then pairs, then small groups in a decision making task. For example

1. the teacher writes twelve famous buildings on the board. The task is to decide on only six buildings to find information about. Learners, individually, select six buildings, they then work with a partner to agree on the same selection of buildings. Pairs then make groups to agree on the selection.
2. the teacher writes twelve endangered animals on the board. The task is that individuals choose ten animals to find out about, then in pairs they reduce it to eight, then in groups, they reduce it to six animals.

**quadrants:** the four parts which divide a surface by using coordinate axes. There is a first, second, third and fourth quadrant.



**query:** 1. to ask a question to check if the information is correct e.g. *She queried the result of the match.*  
2. a question e.g. *We have a query about the number of musical instruments we can use.*

**rate:** to judge the quality or ability of someone or of something.

**reasoning skills:** skills used for the process of decision-making. They include identifying consequences and thinking about them before making a decision.

**recite:** to repeat something which has been memorised such as information or a poem

**recount:** 1. a text which retells events usually in order of when they happened e.g. how an experiment was set up.  
2. to tell a sequence of events or sequence of stages in a process.

**referee:** someone who makes sure the players follow the rules during a sports game.

**response partner:** a means of peer feedback. A learner makes comments orally or in writing about a partner's work according to criteria decided before the work is done.

**revisit:** present previously taught content and / or language in a different context, using different stimuli or using different media in order to encourage learner production of content and language.

**scaffolding:** a term originally used to refer to teacher talk that supports pupils in carrying out activities and helps them to solve problems. Examples include simplifying tasks by breaking them down into smaller steps, keeping pupils focused on completing the task by reminding them of what the goal is, showing other ways of doing tasks.

Scaffolding also includes support strategies for writing. Examples are the use of substitution tables and writing frames. Scaffolding is temporary support which is gradually taken away so that learners can eventually work without it.

**sentence builder:** writing a letter, word or phrase for learners to complete in order to create sentences. A type of scaffolding strategy often used in ICT programmes.

**sentence level:** the language features of a text which are produced in sentences. Examples include use of imperative forms, use of cause and effect clauses or examples in a sentence. (see also word level and text level)

**sentence starter / stem:** the beginning of a sentence which learners then complete orally or in writing. A type of scaffolding strategy.

**shared writing:** a learning process where the teacher and learners collaborate to write a text or part of a text. The written text is then used as a model before learners write by themselves.

**soft CLIL:** teaching topics from the curriculum as part of a language course. See **hard CLIL**.

**sort:** put objects, pictures, vocabulary etc. into groups.

**specialist vocabulary:** words that have a particular meaning in a subject BUT which also have another meaning in everyday English e.g. in science 'tissue' means cell while in everyday English 'tissue' means soft paper. (see technical vocabulary)

**speech bubbles:** used to show what someone is saying.



**standardised test:** a type of summative assessment written by external examiners for a subject qualification.

**storyboard:** see visual organisers.

**structure:** (language) a group of words that make up a phrase e.g. text message (noun phrase); was slowly melting (verb phrase)

**STT:** student talking time.

**subject-led CLIL:** when curricular subjects are learned through a non-native language The subject content is the focus of the language learned.

**subject-specific language:** the language needed for particular curriculum subjects e.g. PE: match, ball, coordination, footwork.

**support:** ways to help and guide learners as they receive and produce new content and language e.g. teachers grading language; simplifying texts; using visuals, word banks, sentence starters, writing frames and visual organisers.

**syllabus:** this describes the curricular subjects to be covered during a course and the order in which they will be taught.

**synthesis:** (see creative thinking)

**task differentiation:** changing tasks so that some learners have easier materials or questions while others have more challenging materials or questions.

**technical terms:** vocabulary specific to that subject area and unlikely to appear anywhere else e.g. 'Impressionism' in Art (see specialist vocabulary)

**technique:** how teachers use different classroom activities e.g. using a brainstorming activity to activate prior knowledge.

**text level:** the discourse features of a text e.g. an instruction text: statement about what is to be made, a list of items needed, steps written in chronological order, use of visuals or diagrams. (see also word level and sentence level)

**the 4Cs:** content, communication, cognition and culture (Coyle, 1999). These are interrelated components of CLIL. Culture is also linked to citizenship and community.

**theory:** a set of ideas which explains something, for example mathematical, musical or scientific theory.

**thought bubbles:** used to show what someone is thinking.



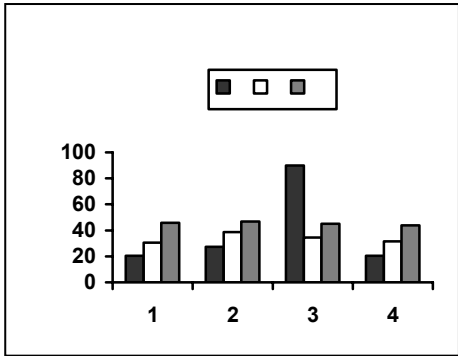
**timeline:** see visual organisers.

**transfer:** the ability to apply an idea or a skill that has been learnt in one context and to use it in a different context.

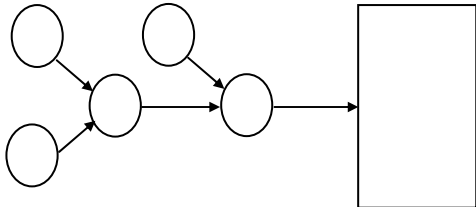
**variable: (science experiments)** an amount or a condition which can change while other amounts or conditions stay the same. For example, testing which plants grow well: same soil, same type of seed, same amount of water but different amount of light.

**visual organisers / graphic organisers:** aids such as diagrams and charts which are used to help learners remember new information by making thinking visual. They involve writing down or drawing ideas and making connections. Organisers can be simple or complex but all of them have connecting parts. There are several common patterns:

**1. bar chart**



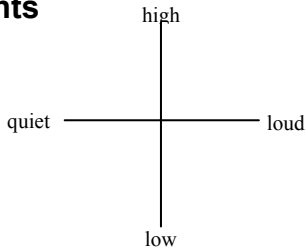
**10. process or cause-effect diagram**



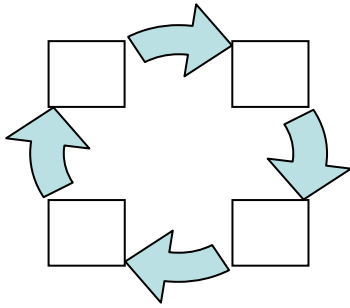
**2. Carroll diagram**

	<b>X</b>	<b>not X</b>
<b>Y</b>		
<b>not Y</b>		


**11. quadrants (sounds)**



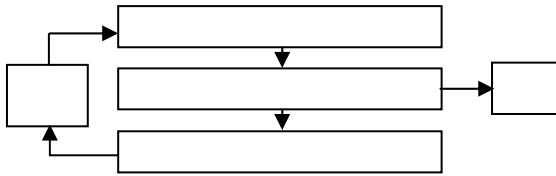
### 3. cycle



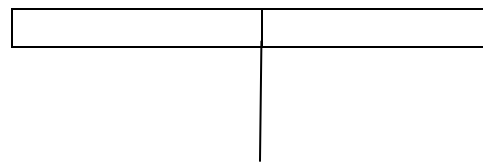
### 12. storyboard



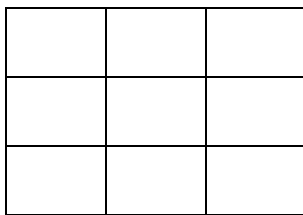
### 4. flow diagram



### 13. T-chart



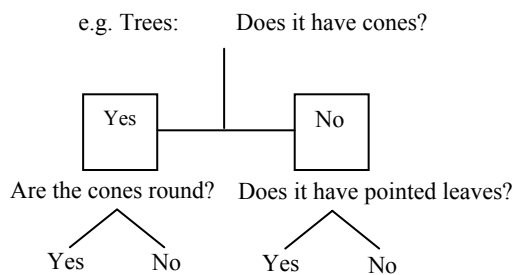
### 5. grid



### 14. table



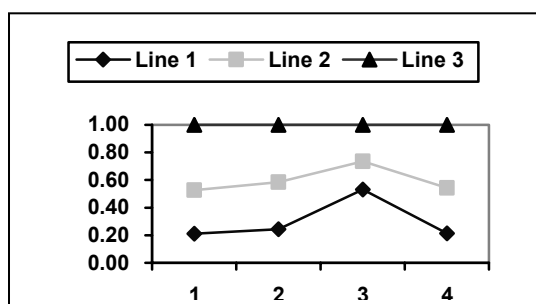
### 6. key (binary)



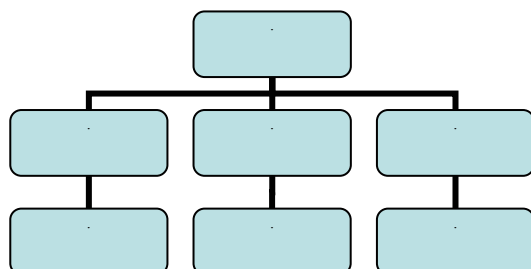
### 15. timeline



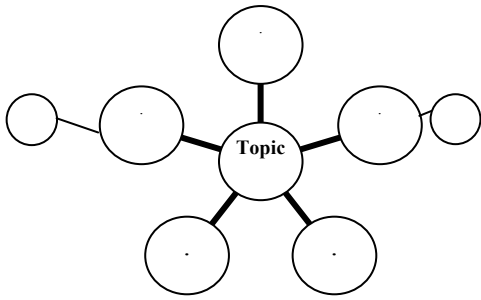
### 7. line graph



### 16. tree diagram



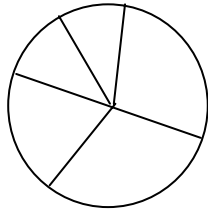
**8. mind map (descriptive)**



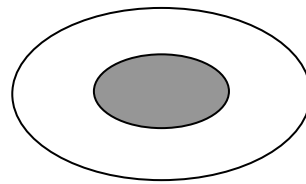
**17. Venn diagrams**



**9. pie chart**



**18 Venn diagram**



<i>Visual organisers</i>	<i>Purpose of organiser</i>
1. bar chart	To show frequency using rectangles which are the same width
2. Carroll diagram	To classify information according two sets of different criteria
3. cycle	To show a series of events which happen again and again in the same order
4. flow diagram (or chart)	To represent information to show the steps in a process or in making a decision
5. grid: squares in rows and columns	To show locations of places e.g. on maps
6. key: binary	To divide information into two parts using a series of questions, each of which has only two possible answers.
7. line graph	To show a trend or data using X and Y axes
8. mind map (descriptive)	To show facts about specific people, places, objects or events.
9. pie chart	To show different amounts of frequencies as parts of a circle
10. process diagram or cause/ effect diagram	To show the cause effect factors which lead to an outcome or a sequence of steps which leads to the manufacture of a product
11. quadrants	To show connections between two sets of concepts
12. storyboard	To show the events in a story sometimes with speech and thought bubbles or short text.
13. T-chart	To show two sides of a topic such as for and against an argument; advantages and disadvantages; facts and opinions
14. table	To categorise information usually with columns and headings
15. time line	To show events in chronological order.
16. tree diagram	To classify words and show their relationships often with examples
17. Venn diagrams	To show similarities and differences between two or among three objects, people, concepts, places etc.
18. Venn diagram	To show a whole set of items and a sub-set of those items

**volunteer:** 1. (noun) a person who offers to help.  
2. (verb) to offer to help someone. For example, a learner could volunteer to show another learner how to create a PowerPoint presentation.

**wait time:** teachers wait for several seconds before learners respond to questions rather than expecting an immediate response. In CLIL, some people say teachers should wait about 7 seconds in order to allow learners to process their thoughts in a non-native language.

**word bank:** a list of key words required for learning subject concepts. It can be used to pre-teach, to support input and to help learners remember key subject vocabulary.

**word level:** language features of a text such as the use of technical vocabulary, adjectives, quantities. (see also sentence level and text level)